
Clough Select Equity ETF



An actively-managed, long-only ETF that strives to leverage the experience and perspective of an alternative asset manager.

March 2025

The Adviser

- Clough Capital Partners L.P. (“Clough Capital” or the “Firm”) was founded by Charles “Chuck” Clough after an extensive Wall Street career culminating as Chief Global Investment Strategist at Merrill Lynch & Co, Inc.
- As of March 31, 2025, total Firm assets under management were \$1.3B
- Located in Boston, the Firm currently employs 11 professionals
- Boutique asset manager specializing in crafting portfolios to seek to provide superior, risk-adjusted returns for our clients
- The Firm has over 25 years of experience investing across market cycles

“We believe attractive investment returns can be achieved when key, proprietary insights into industry or economic trends are uncovered through our fundamental research process before the value of the relevant securities has been impacted by such information.”

Chuck Clough, Jr., CFA
Chairman, CIO

Investment Team



Charles I. Clough, Jr., CFA* - Chairman & Chief Investment Officer

Chuck has been active in the securities and investment business for over 59 years. Prior to founding Clough Capital, Chuck served as the Chief Global Investment Strategist from 1987 to 1999 at Merrill Lynch & Co. During this period, he advised many of the world's top institutions and investors on portfolio strategy. Chuck serves on the boards and investment committees of several medical, financial, educational and charitable institutions, including his alma mater, Boston College. Chuck graduated magna cum laude with a major in History and a minor in Economics from Boston College and earned an MBA at the University of Chicago. Chuck is an ordained permanent deacon in the Roman Catholic Archdiocese of Boston and serves in that capacity at his local parish in Concord, MA.



Vincent M. Lorusso, Jr. - CEO & Portfolio Manager

Vince has been in the investment industry for over 27 years, including a prior tenure with Clough Capital from 2004 to 2020 when he served as a Research Analyst, Portfolio Manager and Partner. Prior to rejoining Clough Capital in 2023, Vince had been CEO and Portfolio Manager of Changebridge Capital, LLC. Changebridge was co-founded by Vince in 2020 to provide actively managed strategies to investors through the ETF structure. These ETFs are now advised by Clough Capital. Vince serves as a member of the Investment Committee for Louisa May Alcott's Orchard House, which serves as a historic museum in Concord, MA. Vince holds a B.S. in Finance & English and an MS in Finance, both from Boston College.



William G. Whelan – Partner & Research Analyst

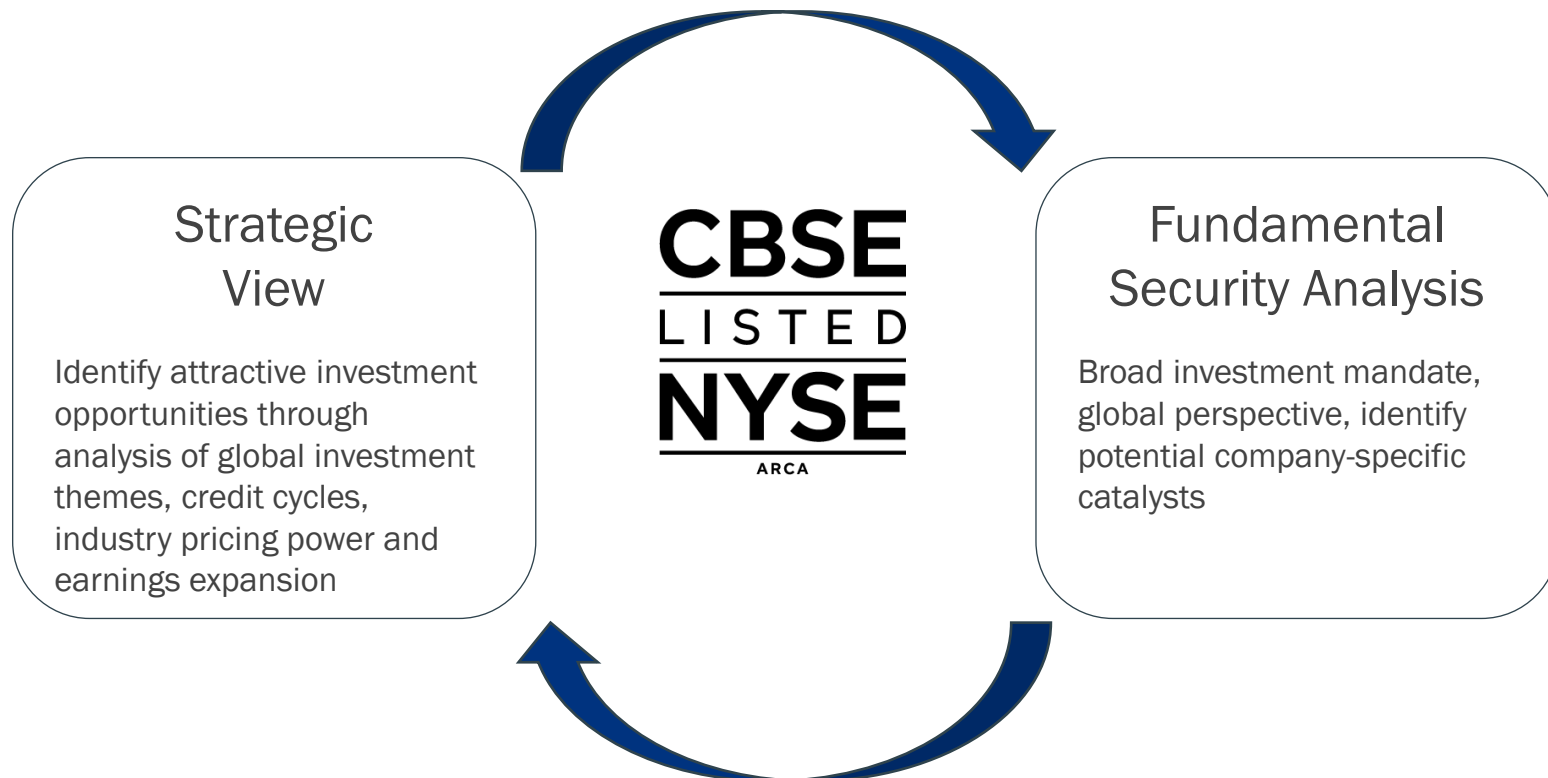
Bill joined Clough Capital in 2014 and has over 19 years of experience in investment management. Prior to joining Clough Capital, Bill was an Investment Principal at Partners Capital from 2010 to 2014. Previously, Bill was an Equity Research Analyst at Millennium Management, a multi-strategy hedge fund, from 2008 to 2009 and at Fidelity Management and Research from 2005 to 2008. He holds a B.A. in Economics from Harvard College.

*The CFA charter is a qualification for finance and investment professionals, particularly in the fields of investment management and financial analysis of stocks, bonds and their derivative assets. The program focuses on portfolio management and financial analysis, and provides a generalist knowledge of other areas of finance. It is a graduate level self study program offered by the CFA Institute (formerly AIMR) to investment and financial professionals. A candidate who successfully completes the program and meets other professional requirements is awarded a "CFA charter" and becomes a "CFA charterholder".

Investment Process

“Our broad mandate and global perspective allow us to seek returns outside of the mega cap arena. We believe Clough Capital has the expertise to identify these opportunities for our clients through fundamental research.”

Vincent M. Lorusso, Jr.
CEO, Portfolio Manager



Portfolio Construction

CBSE
LISTED
NYSE
ARCA

Clough Select Equity ETF

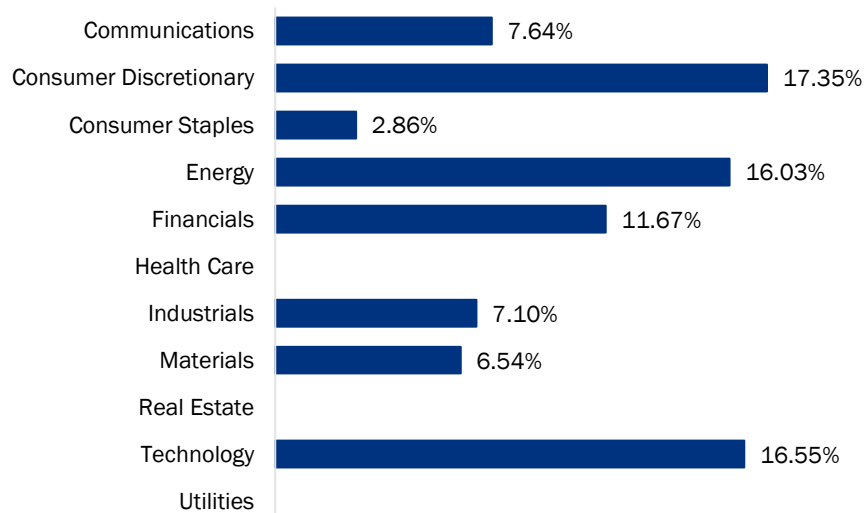
- Aims to deliver a high active share, conviction-weighted portfolio
- Seeks to identify near-term catalyst for potential price appreciation
- Long-only portfolio, generally invests in 20-40 businesses
- Blend of companies typically exhibiting dynamic growth or stable growth attributes



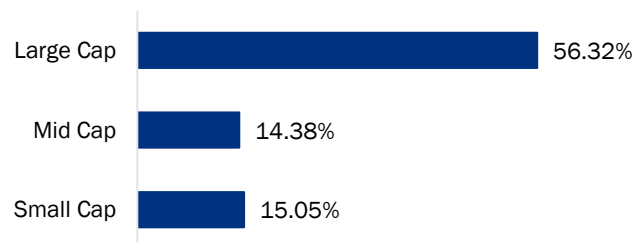
Portfolio Allocation

As of 3/31/2025

Sector Exposure



Market Cap Exposure



Top 10 Holdings

Security	% NAV
Expand Energy Corp	3.59%
ICICI Bank Ltd	3.21%
HDFC Bank Ltd	3.16%
Civeo Corp	3.08%
Adobe Inc	2.97%
Dollar Tree Inc	2.86%
Luckin Coffee Inc	2.82%
Uber Technologies Inc	2.81%
BYD Co Ltd	2.76%
Coinbase Global Inc	2.72%

Holdings and allocation data as of 3/31/2025, are subject to change without notice and are not a recommendation to buy or sell any security. Calculated as a % of net assets and excludes cash positions. Large Cap includes equities with market capitalization greater than \$10 billion, Mid Cap includes equities with market capitalization between \$2 billion and \$10 billion and Small Cap includes equities with market capitalization less than \$2 billion.

Historical Performance

Trailing Returns as of 3/31/2025	3 Month	YTD	1 Year	3 Year	Since Inception
ETF Performance					
Net Asset Value (NAV)	-9.57%	-9.57%	8.33%	6.74%	10.24%
Market Price	-9.59%	-9.59%	8.30%	6.70%	10.23%
Index Performance					
World All-Cap Index ¹	-1.75%	-1.75%	2.71%	0.93%	4.69%
Peer Group Performance					
Morningstar Global Small/Mid Stock Category Average	-3.72%	-3.72%	-3.64%	-2.46%	1.43%
Morningstar Rating™	--	--	--	★★★★★	--
ETF Rank Percentile	--	--	6%	4%	9%
# of Investments in Category	--	--	165	159	146

Returns greater than one year are annualized.

ETF Gross Expense Ratio: 0.86% as of 3/11/2025. ETF inception: 11/13/2020.

Performance represents past performance and does not guarantee future results. Investment returns and the principal value of an investment will fluctuate so that an investor's shares, when redeemed, may be worth more or less than their original cost. Current performance may be lower or higher than the performance data quoted. Current performance as of most recent month end is available by calling 855-393-0559.

NAV returns are based on the ETF's net asset value, which represents the market value of the ETF's underlying investments minus liabilities divided by the ETF's outstanding shares. Market price returns are based upon the midpoint of the bid/ask spread at 4:00pm Eastern Time, when the NAV is normally calculated.

¹The Bloomberg World All-Cap Equal Weight TR Index ("World All-Cap Index") is an equal weighted equity benchmark that covers 99% market cap of the measured market.

Performance information for each listed index is for illustrative purposes only and does not represent actual fund performance. Indexes do not charge management fees or brokerage expenses, and no such fees or expenses were deducted from the performance shown. Indexes are unmanaged and an investor cannot invest directly in an index.

The ETF was rated 5 stars against 159 funds in the Global Small/Mid Stock Category based on the three-year risk-adjusted return ending March 31, 2025. ETF rank percentile is based on the total return percentile rank within each Morningstar Category. Please see important disclosures on page 9 for additional details.

Disclosures

Investors should consider the investment objectives, risks, charges, and expenses of Clough Select Equity ETF (the “ETF”) carefully before investing. This and other information are contained in the ETF’s prospectus, which may be obtained by visiting www.cloughetfs.com or by calling 855-393-0559. Please read the prospectus carefully before you invest.

The ETF is a NYSE listed ETF and may trade at a price above or below the ETF’s NAV. Shares of the ETF may trade at a premium or discount to NAV and may be bought and sold throughout the day at their market price on the exchange on which they are listed. The market price may be at, above or below the ETF’s NAV and will fluctuate with changes in the NAV as well as supply and demand in the market for the shares. The market price of the ETF’s shares may differ significantly from its NAV during periods of market volatility. Shares of the ETF may only be redeemed directly at NAV by Authorized Participants, in very large creation units. There can be no guarantee that an active trading market for the ETF’s shares will develop or be maintained, or that their listing will continue or remain unchanged. Buying or selling shares of the ETF on an exchange may require the payment of brokerage commissions and frequent trading may incur brokerage costs that detract significantly from investment returns.

Investments in securities are not insured, protected or guaranteed and may result in loss of income and/or principal. Diversification does not eliminate the risk of market loss. A long-term investment approach cannot guarantee a profit. All financial products have an element of risk and may experience loss. Past performance is not indicative of, nor does it guarantee future results. Purchases are subject to suitability, risk tolerance and any other investment limitations.

The ETF is distributed by Paralel Distributors LLC. Paralel Distributors LLC and Clough Capital Partners L.P. (“Clough Capital”) are not affiliated.

Risk Factors

Investing involves risk. Principal loss is possible. The equity securities held in the portfolio may experience sudden, unpredictable drops in value or long periods of decline in value. This may occur because of factors that affect securities markets generally or factors affecting specific issuers, industries, or sectors in which the ETF invests.

Short Sales Risk: short selling involves the sale of securities borrowed from a third party. The short seller profits if the borrowed security’s price declines. If a shorted security increases in value, a higher price must be paid to buy the stock back to cover the short sale, resulting in a loss. The ETF may incur expenses related to short selling, including compensation, interest or dividends, and transaction costs payable to the security lender, whether the price of the shorted security increases or decreases. The amount the ETF could lose on a short sale is theoretically unlimited. Short selling also involves counterparty risk – the risk associated with the third-party ceasing operations or failing to sell the security back.

Hedging Risk: options used by the ETF to reduce volatility and generate returns may not perform as intended. There can be no assurance that the ETF’s option strategy will be effective. It may expose the ETF to losses, e.g., option premiums, to which it would not have otherwise been exposed. Further, the option strategy may not fully protect the ETF against declines in the value of its portfolio securities.

This presentation is provided for informational purposes only and is not an offer to sell or a solicitation of an offer to buy the securities, products or services mentioned, and no offers or sales will be made in jurisdictions in which the offer or sale of these securities, products or services is not qualified or otherwise exempt from regulation. The information contained herein should not be considered a recommendation, blanket or otherwise: (1) to purchase any specific stock, index or equity-based product, or (2) to utilize any specific stock selection strategy.

This report is for your personal and/or business use, depending on the prospective client relationship. You may not modify, copy, distribute, transmit, display, reproduce, publish, license, create derivative works from, transfer or sell any information contained herein. This presentation has been prepared from original sources and data believed to be reliable and current as of the date on the cover page but is not guaranteed as to accuracy and completeness and does not purport to be a complete analysis of the materials discussed and is subject to change at any time without notice to the recipients of this presentation. Clough Capital shall not have any obligation to update this presentation at any time thereafter. The information set forth in this presentation, including, without limitation, information relating to the investment process, strategies, philosophies, portfolio composition and allocations, security selection criteria and other parameters, described herein is subject to change at any time without notice to the recipients of this presentation.

Opinions expressed herein are solely those of Clough Capital. Clough Capital is an investment adviser registered with the U.S. Securities and Exchange Commission (the “SEC”). Registration with the SEC should not be construed as an endorsement or an indicator of investment skill, acumen or experience.

Performance Disclosures

Past performance is not indicative of future results. No assurance can be given that the ETF's objectives will be achieved. ETF Inception: 11/13/2020. Performance represents past performance and does not guarantee future results. Investment returns and the principal value of an investment will fluctuate so that an investor's shares, when redeemed, may be worth more or less than their original cost. Current performance may be lower or higher than the performance data quoted. Current performance as of most recent month end is available by calling 855-393-0559.

NAV returns are based on the ETF's net asset value, which represents the market value of the ETF's underlying investments minus liabilities divided by the ETF's outstanding shares. Market price returns are based upon the midpoint of the bid/ask spread at 4:00pm Eastern Time, when the NAV is normally calculated. Brokerage commissions will reduce returns. Returns shown include the reinvestment of all dividends and distribution. Returns shown do not reflect the deduction of taxes that a shareholder would pay on distributions or the redemption of shares. Returns greater than one year are annualized.

Performance information for each listed index is for illustrative purposes only and does not represent actual fund performance. Indexes do not charge management fees or brokerage expenses, and no such fees or expenses were deducted from the performance shown. Indexes are unmanaged and an investor cannot invest directly in an index.

The Bloomberg World All-Cap Equal Weight TR Index (the "World All-Cap Index") is an equal weighted equity benchmark that covers 99% market cap of the measured market.

© 2024 Morningstar. All Rights Reserved. The information contained herein: (1) is proprietary to Morningstar and/or its content providers; (2) may not be copied or distributed; and (3) is not warranted to be accurate, complete or timely. Neither Morningstar nor its content providers are responsible for any damages or losses arising from any use of this information. Past performance is no guarantee of future results.

Performance information presented was obtained from Morningstar Direct. Morningstar's calculation of total return is determined by taking the change in price, reinvesting, if applicable, all income and capital gains distributions during the period, and dividing by the starting price. Unless otherwise noted, Morningstar does not adjust total returns for sales charges (such as front-end loads, deferred loads, and redemption fees), preferring to give a clearer picture of performance. Total returns do account for the expense ratio, which includes management, administrative, 12b-1 fees, and other costs that are taken out of assets. Total returns for periods longer than one year are expressed in terms of compounded average annual returns (also known as geometric total returns), affording a more meaningful picture of fund performance than nonannualized figures. The ETFs managed by Clough Capital do not charge any loads, nor do they have redemption fees. In this instance, total return would equate to net return.

Morningstar Category Averages are designed to represent the average return of funds within their category over time. Morningstar creates a category average daily total return index series, as well as monthly, quarterly, and annual averages of return and non-return data. Morningstar Category Averages are equal-weighted category returns. The calculation is simply the average of the returns for all the funds in a given category. The standard average calculation is based on constituents of the category at the end of the period. In Morningstar, exchange-traded funds and open-end mutual funds are considered a single population for comparative purposes.

The Morningstar Global Small/Mid Stock Category includes funds whose portfolios invest in a variety of international stocks that are smaller. Global-stock portfolios have a few geographical limitations. It is common for these portfolios to invest the majority of their assets in developed markets, with the remainder divided among the globe's smaller markets. These portfolios are not significantly overweight in US equity exposure relative to the Morningstar Global Market Index and maintain at least a 20% absolute US exposure. The ETF was categorized in the Morningstar Category of Global Small/Mid Stock by Morningstar. Morningstar assigns categories based on funds' average holdings statistics over the past three years. When necessary, Morningstar may change a category assignment based on recent changes to the portfolio.

For each fund with at least a three-year history, Morningstar calculates a Morningstar Rating™ based on a Morningstar Risk-Adjusted Return measure that accounts for variation in a fund's monthly performance (including the effects of sales charges, loads, and redemption fees), placing more emphasis on downward variations and rewarding consistent performance. The top 10% of funds in each category receive 5 stars, the next 22.5% receive 4 stars, the next 35% receive 3 stars, the next 22.5% receive 2 stars and the bottom 10% receive 1 star. (Each share class is counted as a fraction of one fund within this scale and rated separately, which may cause slight variations in the distribution percentages.) The Overall Morningstar Rating™ for a fund is derived from a weighted average of the performance figures associated with its three-, five- and ten-year (if applicable) Morningstar Rating™ metrics. The Clough Select Equity ETF was rated 5 stars against 159 funds in the Global Small/Mid Stock Category based on the three-year risk-adjusted return ending March 31, 2025.

BOND39

CONTACT

David Meyncke¹

Managing Director, Head of Business Development

dmeyncke@cloughcapital.com
(727) 480-2321



¹A registered representative of Paralel Distributors LLC